

Airport Markings



HOLDING POSITION:
Hold short of runway



ILS CRITICAL AREA HOLDING POSITION: Hold short of ILS Critical Area or approach airspace




TAXIWAY/TAXIWAY HOLDING POSITION: Hold short of intersecting taxiway when directed by ATC




NON-MOVEMENT AREA BOUNDARY: Defines boundary of movement area and non-movement area



TAXIWAY EDGE: Defines edge of usable full strength taxiway pavement - adjoining pavement NOT usable



DASHED TAXIWAY EDGE: Defines edge of taxiway where adjoining pavement IS available for aircraft use



ENHANCED CENTERLINES: Indicates approaching holding position marking

Ground Vehicle Guide to Airport Signs & Markings

Airport Signs - Action and Purpose

4-22

TAXIWAY/RUNWAY HOLDING POSITION:
Hold short of runway



RUNWAY BOUNDARY: Exit boundary of runway or approach protected areas

26-8

RUNWAY/RUNWAY HOLDING POSITION:
Hold short of runway



ILS CRITICAL AREA BOUNDARY: Hold short of ILS Critical Area or approach airspace

8-APCH

RUNWAY APPROACH HOLDING POSITION:
Hold short for aircraft on approach or departure



TAXIWAY DIRECTION: Defines direction & designation of intersecting taxiway(s)

ILS

ILS CRITICAL AREA HOLDING POSITION:
Hold short of ILS Critical Area or approach airspace



RUNWAY EXIT: Defines direction & designation of exit taxiway from runway

⊖

NO ENTRY: Identifies areas where AIRCRAFT entry is prohibited

22↑

OUTBOUND DESTINATION: Defines direction to take-off runway(s)

B

TAXIWAY LOCATION: Identifies taxiway on which vehicle/aircraft is located

↖ MIL

INBOUND DESTINATION: Defines directions for arriving aircraft

22

RUNWAY LOCATION: Identifies runway on which vehicle/aircraft is located




TAXIWAY ENDING MARKER: Indicates taxiway does not continue

NOTE: Certain signs will appear combined in arrays. Many signs may also appear painted directly on the surface of the taxiways.

ATCT Light Gun Signals

STEADY GREEN




Cleared to cross, proceed or go

FLASHING GREEN



Not applicable to vehicles

STEADY RED



STOP

FLASHING RED



Clear the taxiway/runway

FLASHING WHITE



Return to starting point on airport

ALTERNATING GREEN/RED



Exercise extreme caution



Tower Frequency _____

Ground Frequency _____

ATIS Frequency _____

Tower Phone Number () - _____

FAA Office of Runway Safety and
Office of Airport Safety & Standards
<http://www.faa.gov/runwaysafety>